

RP02623

Leader in Biomolecular Solutions for Life Science



# Recombinant Human TSLPR Protein

Catalog No.: RP02623

Recombinant

## Sequence Information

Species	Gene ID	Swiss Prot
Human		Q9HC73-1

### Tags

C-hFc

### Synonyms

TSLP receptor; TSLPR; CRL2; CRLF2Y; CRLF2; IL-XR; p2RY8/CRLF2 fusion; CRLF2

## Product Information

Source	Purification
HEK293 cells	> 95% as determined by Tris-Bis PAGE > 95% as determined by HPLC

### Endotoxin

Less than 1EU per µg by the LAL method.

### Formulation

#### Reconstitution

Centrifuge the tube before opening. Reconstitute to a concentration of 0.1-0.5 mg/mL in sterile distilled water. Avoid vortex or vigorously pipetting the protein. For long term storage, it is recommended to add a carrier protein or stabilizer (e.g. 0.1% BSA, 5% HSA, 10% FBS or 5% Trehalose), and aliquot the reconstituted protein solution to minimize freeze-thaw cycles.

## Contact



[www.abclonal.com](http://www.abclonal.com)

## Background

Thymic stromal lymphopoietin (TSLP) is an interleukin-7 (IL-7) like cytokine, which plays an important role in the regulation of immune responses to allergens. TSLP binds to a heterodimeric receptor complex composed of the IL-7 receptor alpha chain (IL-7Ralpha) and the TSLP receptor (TSLPR, also known as CRLF2).

## Basic Information

### Description

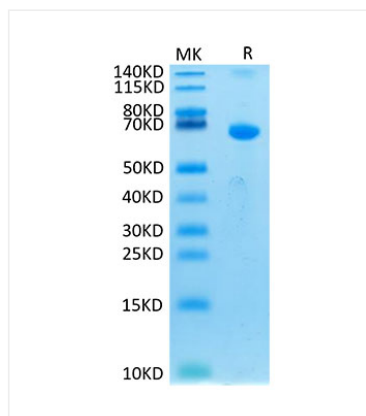
Recombinant Human TSLPR Protein is expressed from Expi293 with hFc tag at the C-terminal. It contains Gly25-Lys231.

### Bio-Activity

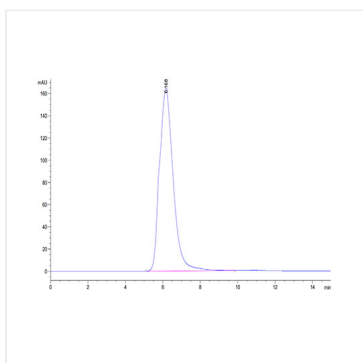
### Storage

Store the lyophilized protein at -20°C to -80°C for long term. After reconstitution, the protein solution is stable at -20°C for 3 months, at 2-8°C for up to 1 week. Avoid repeated freeze/thaw cycles.

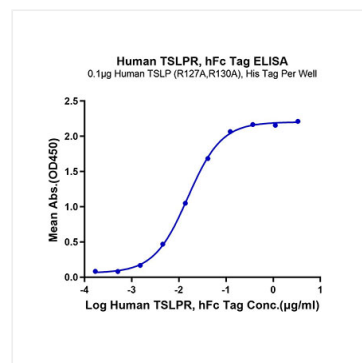
## Validation Data



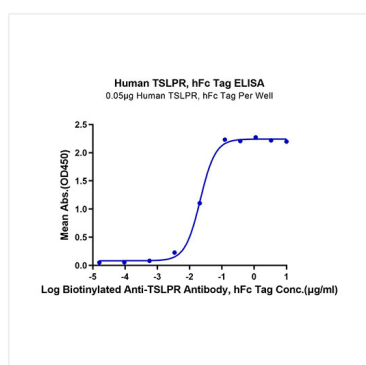
Human TSLPR on Tris-Bis PAGE under reduced condition. The purity is greater than 95%.



The purity of Human TSLPR is greater than 95% as determined by SEC-HPLC.



Immobilized Human TSLP (R127A, R130A) at 1μg/ml (100μl/Well). Dose response curve for Human TSLPR, hFc Tag with the  $EC_{50}$  of 15.5ng/ml determined by ELISA.



Immobilized Human TSLPR, hFc Tag at 0.5μg/ml (100μl/well) on the plate. Dose response curve for Biotinylated Anti-TSLPR Antibody, hFc Tag with the  $EC_{50}$  of 21.4ng/ml determined by ELISA.