

RP02573

Leader in Biomolecular Solutions for Life Science



Biotinylated Recombinant Human CEA/CD66e Protein

Catalog No.: RP02573

Recombinant

Sequence Information

| Species | Gene ID | Swiss Prot |
|---------|---------|------------|
| Human | 1048 | Q8N4D0 |

Tags

C-His&Avi

Synonyms

CEACAM-5; CD66e; CEA; onium antigen 100; Carcinoembryonic; CEACD66e; DKFZp781M2392

Product Information

Source

HEK293 cells

Purification

> 95% as determined by Tris-Bis PAGE > 95% as determined by HPLC

Endotoxin

Less than 1EU per µg by the LAL method.

Formulation

Reconstitution

Centrifuge the tube before opening. Reconstitute to a concentration of 0.1-0.5 mg/mL in sterile distilled water. Avoid vortex or vigorously pipetting the protein. For long term storage, it is recommended to add a carrier protein or stabilizer (e.g. 0.1% BSA, 5% HSA, 10% FBS or 5% Trehalose), and aliquot the reconstituted protein solution to minimize freeze-thaw cycles.

Background

Carcinoembryonic antigen-related cell adhesion molecule 5 (CEACAM5) was identified as a metastatic driver. CEACAM5 overproduction enriched for an epithelial gene expression pattern and facilitated tumor outgrowth at metastatic sites. Tissues from patients with metastatic breast cancer confirmed elevated levels of CEACAM5 in lung metastases relative to breast tumors, and an inverse correlation between CEACAM5 and the mesenchymal marker vimentin was demonstrated.

Basic Information

Description

Recombinant Biotinylated Human CEACAM-5/CD66e Protein is expressed from Expi293 with His tag and Avi tag at the C-terminal. It contains Lys35-Ala685.

Bio-Activity

Storage

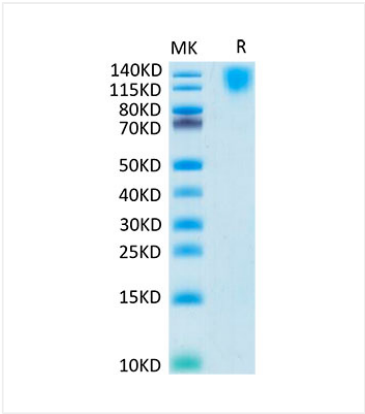
Store the lyophilized protein at -20°C to -80°C for long term. After reconstitution, the protein solution is stable at -20°C for 3 months, at 2-8°C for up to 1 week. Avoid repeated freeze/thaw cycles.

Contact

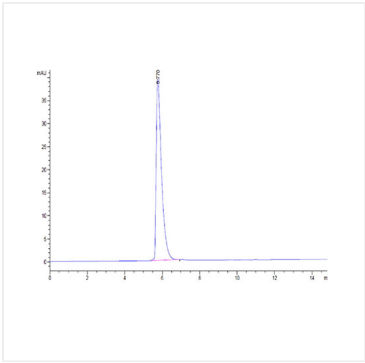


www.abclonal.com

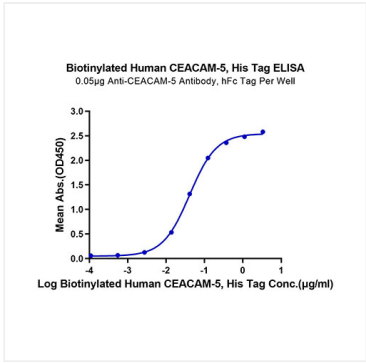
Validation Data



Biotinylated Human CEACAM-5 on Tris-Bis PAGE under reduced condition. The purity is greater than 95%.



The purity of Biotinylated Human CEACAM-5 is greater than 95% as determined by SEC-HPLC.



Immobilized Anti-CEACAM-5 Antibody, hFc Tag at 0.5µg/ml (100µl/well) on the plate. Dose response curve for Biotinylated Human CEACAM-5, His Tag with the EC₅₀ of 41.1ng/ml determined by ELISA.