

RP02536

Leader in Biomolecular Solutions for Life Science



Biotinylated Recombinant Human Fc-gamma RIII alpha/CD16a(F176) Protein

Catalog No.: RP02536

Recombinant

Sequence Information

Species	Gene ID	Swiss Prot
Human		P08637-1

Tags

C-His&Avi

Synonyms

CD16FCRIIIA; Fc fragment of IgG; Fc gamma RIIIA; Fc-gamma RIII-alpha; FCGR3; FCGR3A; FCGRIII; FcgRIIIA; FcR-10; CD16A; FCG3; IGFR3; FcRIIIa; FcRIII; CD16; IMD20

Product Information

Source

HEK293 cells

Purification

> 95% as determined by Tris-Bis PAGE > 95% as determined by HPLC

Endotoxin

Less than 1EU per µg by the LAL method.

Formulation

Reconstitution

Centrifuge the tube before opening. Reconstitute to a concentration of 0.1-0.5 mg/mL in sterile distilled water. Avoid vortex or vigorously pipetting the protein. For long term storage, it is recommended to add a carrier protein or stabilizer (e.g. 0.1% BSA, 5% HSA, 10% FBS or 5% Trehalose), and aliquot the reconstituted protein solution to minimize free-thaw cycles.

Background

Human Fc gamma RIIIA/CD16a Protein is a receptor for the Fc region of IgG. Binds complexed or aggregated IgG and also monomeric IgG. Mediates antibody-dependent cellular cytotoxicity (ADCC) and other antibody-dependent responses, such as phagocytosis.

Basic Information

Description

Recombinant Biotinylated Human Fc gamma RIIIA/CD16a (F176) Protein is expressed from Expi293 with His tag and Avi tag at the C-terminal. It contains Gly17-Gln208(F176).

Bio-Activity

Storage

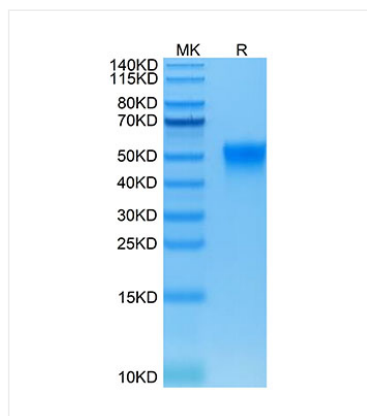
Store the lyophilized protein at -20°C to -80°C for long term. After reconstitution, the protein solution is stable at -20°C for 3 months, at 2-8°C for up to 1 week. Avoid repeated freeze/thaw cycles.

Contact

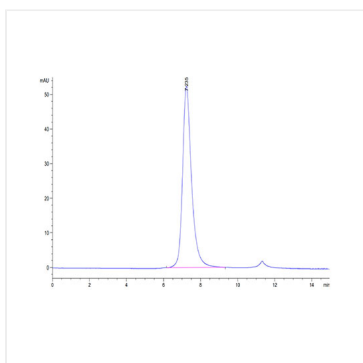


www.abclonal.com

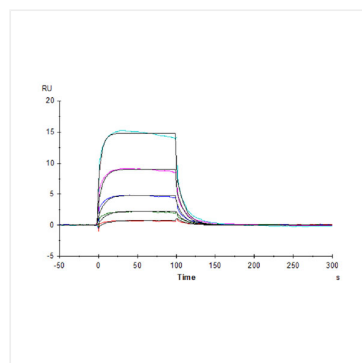
Validation Data



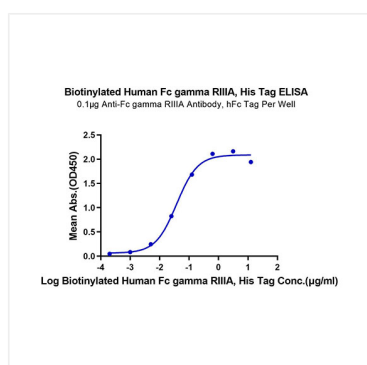
Biotinylated Human Fc gamma RIIIA (F176) on Tris-Bis PAGE under reduced condition. The purity is greater than 95%.



The purity of Biotinylated Human Fc gamma RIIIA (F176) is greater than 95% as determined by SEC-HPLC.



Biotinylated Human Fc gamma RIIIA (F176) , His Tag captured on CM5 Chip via Anti-His Antibody can bind Rituximab, hFc Tag with an affinity constant of 0.14 μ M as determined in SPR assay (Biacore T200).



Immobilized Anti-Fc gamma RIIIA Antibody, hFc Tag at 1 μ g/ml (100 μ l/Well) on the plate. Dose response curve for Biotinylated Human Fc gamma RIIIA (F176) , His Tag with the EC₅₀ of 37.7ng/ml determined by ELISA.