

RP01306

Leader in Biomolecular Solutions for Life Science



Recombinant Human CD47 Protein

Catalog No.: RP01306

Recombinant

Sequence Information

Species	Gene ID	Swiss Prot
Human	961	Q08722

Tags

C-His

Synonyms

CD47; IAP; MER6; OA3; CD47 molecule; IAP; MER6; OA3

Product Information

Source	Purification
HEK293 cells	> 95% by SDS-PAGE.

Endotoxin

< 1.0 EU/μg of the protein by LAL method.

Formulation

Lyophilized from a 0.22 μm filtered solution of PBS, pH 7.4.

Reconstitution

Centrifuge the vial before opening. Reconstitute to a concentration of 0.1-0.5 mg/mL in sterile distilled water. Avoid vortex or vigorously pipetting the protein. For long term storage, it is recommended to add a carrier protein or stabilizer (e.g. 0.1% BSA, 5% HSA, 10% FBS or 5% Trehalose), and aliquot the reconstituted protein solution to minimize free-thaw cycles.

Background

This protein is a membrane protein, which is involved in the increase in intracellular calcium concentration that occurs upon cell adhesion to extracellular matrix. The encoded protein is also a receptor for the C-terminal cell binding domain of thrombospondin, and it may play a role in membrane transport and signal transduction. This protein has broad tissue distribution, and is reduced in expression on Rh erythrocytes.

Basic Information

Description

Recombinant Human CD47 Protein is produced by HEK293 cells expression system. The target protein is expressed with sequence (Gln19-Pro139) of human CD47 (Accession #NP_001768.1) fused with an 6xHis tag at the C-terminus.

Bio-Activity

1. Measured by its binding ability in a functional ELISA. Immobilized Human CD47 at 5 μg/mL (100 μL/well) can bind Human SIRPA with a linear range of 0.488-189.26 ng/mL. | Measured by its binding ability in a functional ELISA. Immobilized Human CD47 (Catalog: RP01306) at 2 μg/mL (100 μL/well) can bind Human SIRP-alpha/CD172a (Catalog: RP00171) with a linear range of 0.06-22.3 ng/mL. | 3. Loaded Human SIRP-alpha/CD172a Protein, C-hFc&His (Catalog: RP00171) on ProA Biosensor, can bind Human CD47 Protein, C-His Tag (Catalog: RP01306) with an affinity constant of 11.1 nM as determined in BLI assay (Gator).

Storage

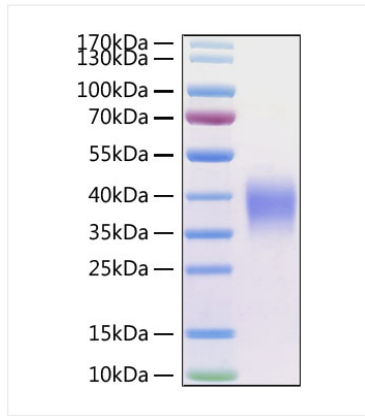
Store the lyophilized protein at -20°C to -80°C for long term. After reconstitution, the protein solution is stable at -20°C for 3 months, at 2-8°C for up to 1 week. Avoid repeated freeze/thaw cycles.

Contact

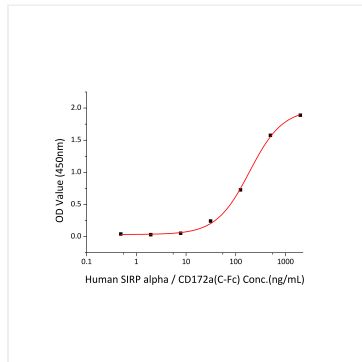


www.abclonal.com

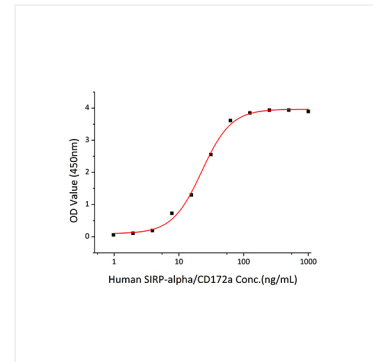
Validation Data




Recombinant Human CD47 Protein was determined by SDS-PAGE with Coomassie Blue, showing a band at 35-45 kDa.



Immobilized Human CD47 at 5 µg/mL (100 µL/well) can bind Human SIRPA with a linear range of 0.488-189.26 ng/mL.



Immobilized Human CD47 (Catalog: RP01306) at 2 µg/mL (100 µL/well) can bind Human SIRP-alpha/CD172a (Catalog: RP00171) with a linear range of 0.06-22.3 ng/mL.



Loaded Human SIRP-alpha/CD172a Protein, C-hFc&His(Catalog: RP00171) on ProA Biosensor, can bind Human CD47 Protein, C-His Tag (Catalog: RP01306) with an affinity constant of 11.1 nM as determined in BLI assay (Gator).