

RP01058

Leader in Biomolecular Solutions for Life Science



Active Recombinant Mouse Flt3 ligand/Flt3L Protein

Catalog No.: RP01058

Recombinant

Sequence Information

Species	Gene ID	Swiss Prot
Mouse	14256	P49772

Tags

C-hFc&His

Synonyms

FLT3LG;FL;FLT3L;Flt3 ligand;FLT3LG

Product Information

Source	Purification
HEK293 cells	> 85% by SDS-PAGE.

Endotoxin

< 0.1 EU/μg of the protein by LAL method.

Formulation

Lyophilized from a 0.22 μm filtered solution of PBS, pH 7.4. Contact us for customized product form or formulation.

Reconstitution

Centrifuge the vial before opening. Reconstitute to a concentration of 0.1-0.5 mg/mL in sterile distilled water. Avoid vortex or vigorously pipetting the protein. For long term storage, it is recommended to add a carrier protein or stabilizer (e.g. 0.1% BSA, 5% HSA, 10% FBS or 5% Trehalose), and aliquot the reconstituted protein solution to minimize free-thaw cycles.

Contact



www.abclonal.com

Background

Basic Information

Description

Active Recombinant Mouse Flt3 ligand/Flt3L Protein is produced by HEK293 expression system. The target protein is expressed with sequence (Met1-Arg188) of mouse Flt-3 Ligand (Accession #NP_038548.3.) fused with an Fc, 6×His tag at the C-terminus.

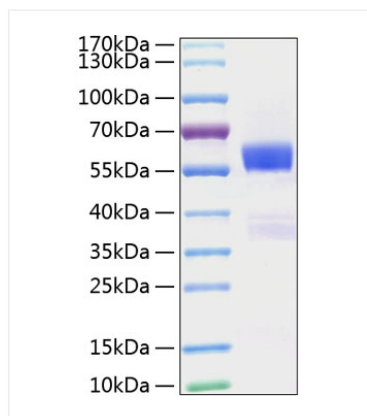
Bio-Activity

Measured by its binding ability in a functional ELISA. Immobilized Recombinant Mouse FLT3, His Tag at 3 μg/mL (100 μL/well) can bind Recombinant Mouse Flt-3 Ligand, The EC₅₀ of Mouse Flt-3 Ligand is 36 ng/mL.

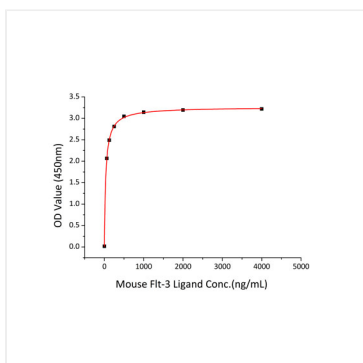
Storage

Store the lyophilized protein at -20°C to -80 °C for long term. After reconstitution, the protein solution is stable at -20 °C for 3 months, at 2-8 °C for up to 1 week. Avoid repeated freeze/thaw cycles.

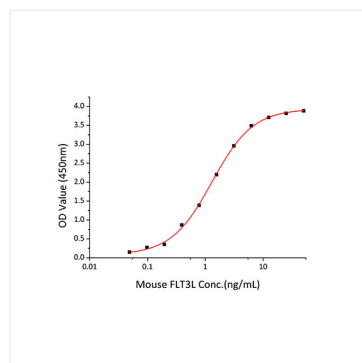
Validation Data



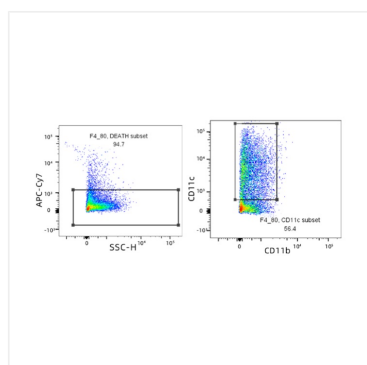
Active Recombinant Mouse Flt3 ligand/Flt3L Protein was determined by SDS-PAGE with Coomassie Blue, showing a band at 56kDa.



Immobilized Recombinant Mouse FLT3, His Tag at 3 μ g/mL (100 μ L/well) can bind Recombinant Mouse Flt-3 Ligand, The EC₅₀ of Mouse Flt-3 Ligand is 36 ng/mL.



Immobilized recombinant Human FLT3 at 0.5 μ g/mL (100 μ L/well) can bind FLT3L with a linear range of 0.05-1.3 ng/mL.



Recombinant Mouse FLT3L(10ng/mL) induce C57BL/6 mouse bone marrow cells to differentiate into BMDC. After 8 days, the maturity of dendritic cells was measured by flow cytometry.(Customer Feedback Data)