

Recombinant Human CD47 Protein

Catalog No.: RP00974 **Recombinant**

Sequence Information

Species	Gene ID	Swiss Prot
Human	961	Q08722

Tags

C-hFc&His

Synonyms

CD47; IAP; MER6; OA3; CD47 molecule; IAP; MER6; OA3

Product Information

Source	Purification
HEK293 cells	> 97% by SDS-PAGE.

Endotoxin

< 0.1 EU/μg of the protein by LAL method.

Formulation

Lyophilized from a 0.22 μm filtered solution of PBS, pH 7.4. Contact us for customized product form or formulation.

Reconstitution

Centrifuge the vial before opening. Reconstitute to a concentration of 0.1-0.5 mg/mL in sterile distilled water. Avoid vortex or vigorously pipetting the protein. For long term storage, it is recommended to add a carrier protein or stabilizer (e.g. 0.1% BSA, 5% HSA, 10% FBS or 5% Trehalose), and aliquot the reconstituted protein solution to minimize freeze-thaw cycles.

Background

This protein is a membrane protein, which is involved in the increase in intracellular calcium concentration that occurs upon cell adhesion to extracellular matrix. The encoded protein is also a receptor for the C-terminal cell binding domain of thrombospondin, and it may play a role in membrane transport and signal transduction. This protein has broad tissue distribution, and is reduced in expression on Rh erythrocytes.

Basic Information

Description

Recombinant Human CD47 Protein is produced by HEK293 expression system. The target protein is expressed with sequence (Gln19-Pro139) of human CD47 (Accession #NP_001768.1) fused with an Fc, 6×His tag at the C-terminus.

Bio-Activity


Measured by its binding ability in a functional ELISA. Immobilized Recombinant Human CD47 at 1 μg/mL (100 μL/well) can bind Recombinant Human SIRP alpha with a linear range of 1-6 ng/mL.

Storage

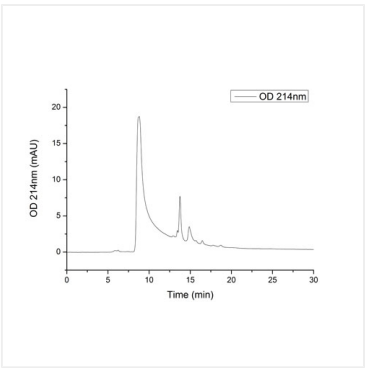
Store the lyophilized protein at -20°C to -80 °C for long term. After reconstitution, the protein solution is stable at -20 °C for 3 months, at 2-8 °C for up to 1 week. Avoid repeated freeze/thaw cycles.

Contact

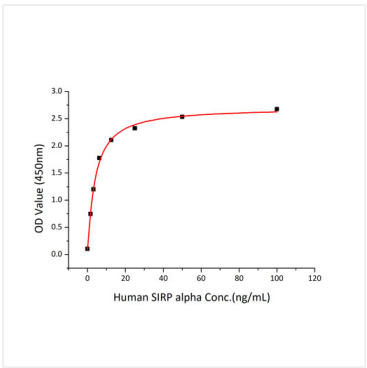
Validation Data



Active Recombinant Human CD47 Protein was determined by SDS-PAGE with Coomassie Blue, showing a band at 60-70 kDa.



The purity of Human CD47 Protein (Cat.RP00974) was greater than 95% as determined by SEC-HPLC.



Immobilized Recombinant Human CD47 at 1 µg/mL (100 µL/well) can bind Recombinant Human SIRP alpha with a linear range of 1-6 ng/mL.