

Recombinant Human TNFRSF10B/DR5/TRAIL-R/2CD262 Protein

Catalog No.: RP00282 **Recombinant**

Sequence Information

Species	Gene ID	Swiss Prot
Human	8795	O14763-1

Tags

C-His

Synonyms

CD262;DR5;KILLER;KILLER/DR5;TRAIL-R2;TRAILR2;TRICK2;TRICK2A;TRICK2B;TRICKB;ZTNFR9;TNFRSF10B

Product Information

Source	Purification
HEK293 cells	> 90% by SDS-PAGE.

Endotoxin

< 0.1 EU/μg of the protein by LAL method.

Formulation

Lyophilized from a 0.22 μm filtered solution of PBS, pH 7.4. Contact us for customized product form or formulation.

Reconstitution

Centrifuge the vial before opening. Reconstitute to a concentration of 0.1-0.5 mg/mL in sterile distilled water. Avoid vortex or vigorously pipetting the protein. For long term storage, it is recommended to add a carrier protein or stabilizer (e.g. 0.1% BSA, 5% HSA, 10% FBS or 5% Trehalose), and aliquot the reconstituted protein solution to minimize free-thaw cycles.

Background

This protein is a member of the TNF-receptor superfamily, and contains an intracellular death domain. This receptor can be activated by tumor necrosis factor-related apoptosis inducing ligand (TNFSF10/TRAIL/APO-2L), and transduces an apoptosis signal. Studies with FADD-deficient mice suggested that FADD, a death domain containing adaptor protein, is required for the apoptosis mediated by this protein.

Basic Information

Description

Active Recombinant Human TNFRSF10B/DR5/TRAIL-R2 Protein is produced by HEK293 expression system. The target protein is expressed with sequence (Ile 56 - Glu 182) of human DR5 (Accession #NP_003833.3) fused with a 6xHis tag at the C-terminus.

Bio-Activity

1. Measured by its binding ability in a functional ELISA. Immobilized Recombinant Human TRAIL at 2 μg/mL (100 μL/well) can bind Recombinant Human DR5 with a linear range of 14-56 ng/mL. 2. Measured by its ability to inhibit TRAIL-mediated cytotoxicity using L-929 mouse fibroblast cells treated with TRAIL. The ED₅₀ for this effect is 0.38-1.5 pg/mL in the presence of 20 ng/mL Recombinant Human TRAIL/TNFSF10. 3. Measured by its binding ability in a functional ELISA. Immobilized Human TRAIL / TNFSF10 Protein at 2 μg/mL (100 μL/well) can bind Human CD262 Protein with a linear range of 0.5-14.1 ng/mL.

Storage

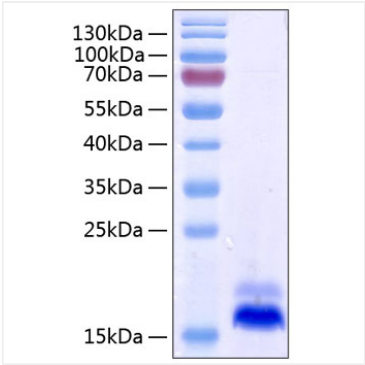
Store the lyophilized protein at -20°C to -80 °C for long term.

After reconstitution, the protein solution is stable at -20 °C for 3 months, at 2-8 °C for up to 1 week.

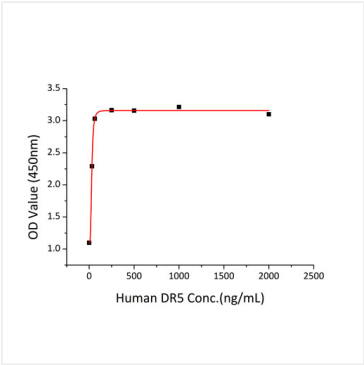
Avoid repeated freeze/thaw cycles.

Contact

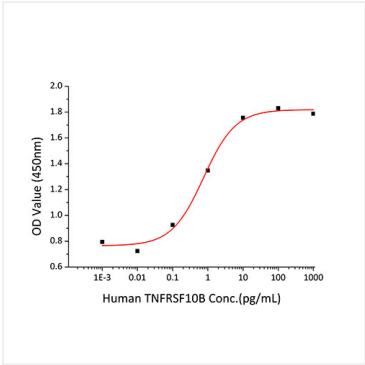
Validation Data



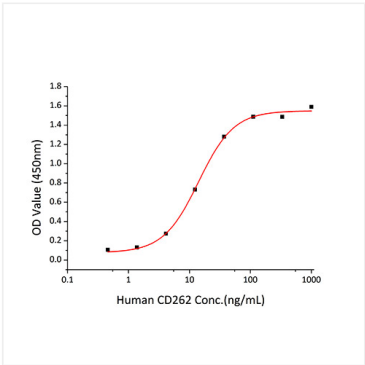
Active Recombinant Human TNFRSF10B/DR5/TRAIL-R2 Protein was determined by SDS-PAGE with Coomassie Blue, showing a band at 17 kDa.



Immobilized Recombinant Human TRAIL at 2µg/mL (100 µL/well) can bind Recombinant Human DR5 with a linear range of 14-56 ng/mL.



Recombinant Human TNFRSF10B inhibit TRAIL-mediated cytotoxicity using L-929 mouse fibroblast cells treated with TRAIL. The ED₅₀ for this effect is 0.38-1.5 pg/mL in the presence of 20 ng/mL Recombinant Human TRAIL/TNFSF10.



Immobilized Human TRAIL / TNFSF10 Protein at 2µg/mL (100 µL/well) can bind Human CD262 Protein with a linear range of 0.5-14.1 ng/mL.