

Recombinant Human IL-17RA/CD217 Protein

Catalog No.: RP00273 **Recombinant**

Sequence Information

Species	Gene ID	Swiss Prot
Human	23765	Q96F46

Tags

C-His

Synonyms

CANDF5; CD217; CDw217; IL-17RA;
IL17R; IMD51;
hIL-17R;IL17RA;CD217;CDw217;IL-17R
A;IL17R;IMD51;hIL-17R

Product Information

Source	Purification
HEK293 cells	> 95% by SDS-PAGE.

Endotoxin

< 0.1 EU/μg of the protein by LAL method.

Formulation

Lyophilized from a 0.22 μm filtered solution of PBS, pH 7.4. Contact us for customized product form or formulation.

Reconstitution

Centrifuge the vial before opening. Reconstitute to a concentration of 0.1-0.5 mg/mL in sterile distilled water. Avoid vortex or vigorously pipetting the protein. For long term storage, it is recommended to add a carrier protein or stabilizer (e.g. 0.1% BSA, 5% HSA, 10% FBS or 5% Trehalose), and aliquot the reconstituted protein solution to minimize free-thaw cycles.

Background

Interleukin 17A (IL17A) is a proinflammatory cytokine secreted by activated T-lymphocytes. It is a potent inducer of the maturation of CD34-positive hematopoietic precursors into neutrophils. This transmembrane protein (interleukin 17A receptor; IL17RA) is a ubiquitous type I membrane glycoprotein that binds with low affinity to interleukin 17A. Interleukin 17A and its receptor play a pathogenic role in many inflammatory and autoimmune diseases such as rheumatoid arthritis. Like other cytokine receptors, this receptor likely has a multimeric structure.

Basic Information

Description

Recombinant Human IL-17RA/CD217 Protein is produced by HEK293 expression system. The target protein is expressed with sequence (Leu33-Trp320) of human IL17RA (Accession #NP_055154.3) fused with a 6×His tag at the C-terminus.

Bio-Activity

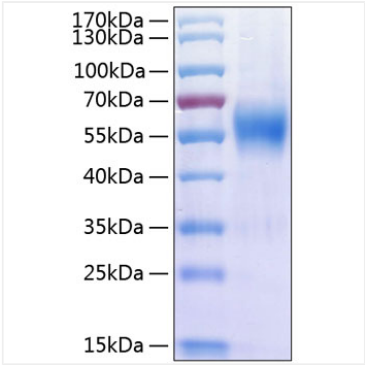
1. Measured by its ability to inhibit IL-17A induced IL-6 secretion by Hela cells. The ED₅₀ for this effect is 0.02-0.1 μg/mL in the presence of 10 ng/mL recombinant human IL 17A. 2. Measured by its binding ability in a functional ELISA. Immobilized Recombinant human IL17RA, His Tag at 2 μg/mL (100 μL/well) can bind Recombinant human IL-17A, His Tag with a linear range of 31.25-65 ng/mL.

Storage

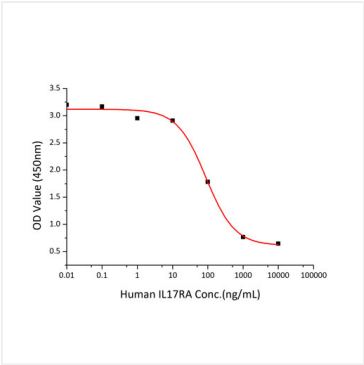
Store the lyophilized protein at -20°C to -80 °C for long term. After reconstitution, the protein solution is stable at -20 °C for 3 months, at 2-8 °C for up to 1 week. Avoid repeated freeze/thaw cycles.

Contact

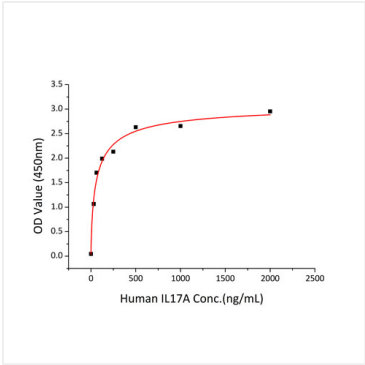
Validation Data



Recombinant Human IL-17RA/CD217 Protein was determined by SDS-PAGE with Coomassie Blue, showing a band at 55-65 kDa.



Recombinant Human IL17RA inhibits IL-17A induced IL-6 secretion by Hela cells. The ED₅₀ for this effect is 0.02-0.1 µg/mL in the presence of 10 ng/mL recombinant human IL-17A.



Immobilized Recombinant human IL17RA , His Tag at 2 µg/mL (100 µL/well) can bind Recombinant human IL-17A,His Tag with a linear range of 31.25-65ng/mL.