

RP00160

Leader in Biomolecular Solutions for Life Science



Recombinant Human 5'-Nucleotidase/CD73 Protein

Catalog No.: RP00160

Recombinant

Sequence Information

Species	Gene ID	Swiss Prot
Human	4907	P21589

Tags

C-His

Synonyms

NT5E;CALJA;CD73;E5NT;NT;NT5;NTE;eN;eNT

Product Information

Source	Purification
HEK293 cells	> 95% by SDS-PAGE.

Endotoxin

< 0.1 EU/μg of the protein by LAL method.

Formulation

Lyophilized from a 0.22 μm filtered solution of PBS, pH 7.4. Contact us for customized product form or formulation.

Reconstitution

Centrifuge the vial before opening. Reconstitute to a concentration of 0.1-0.5 mg/mL in sterile distilled water. Avoid vortex or vigorously pipetting the protein. For long term storage, it is recommended to add a carrier protein or stabilizer (e.g. 0.1% BSA, 5% HSA, 10% FBS or 5% Trehalose), and aliquot the reconstituted protein solution to minimize free-thaw cycles.

Contact



www.abclonal.com

Background

73, an ecto-5'-Nucleotidase, is an ectoenzyme expressed by most cell types. CD73 is a plasma membrane protein that catalyzes the conversion of extracellular nucleotides to membrane-permeable nucleosides. The proteins are used as determinants of lymphocyte differentiation. Defects in this gene can lead to the calcification of joints and arteries.

Basic Information

Description

Recombinant Human 5'-Nucleotidase/CD73 Protein is produced by HEK293 cells expression system. The target protein is expressed with sequence (Met1-Lys547) of human 5'-Nucleotidase/CD73 (Accession #NP_002517.1) fused with a 6×His tag at the C-terminus.

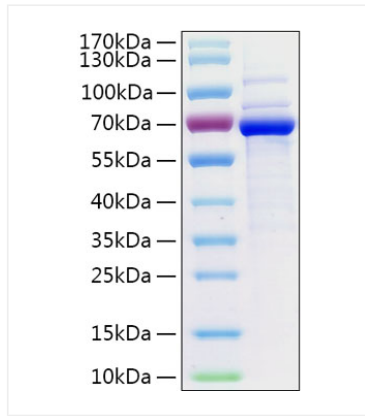
Bio-Activity

1. Measured by its binding ability in a functional ELISA. Immobilized Human 5'-Nucleotidase/CD73 at 2 μg/mL (100 μL/well) can bind 5'-Nucleotidase/CD73 Rabbit pAb with a linear range of 0.16-2.93 ng/mL. 2. Measured by its ability to hydrolyze the 5'-phosphate group from the substrate adenosine-5'-monophosphate (AMP). The orthophosphate product is measured by a Malachite Green Phosphate Detection Kit. The specific activity is >33654 pmol/min/μg. 3. Measured by its ability to hydrolyze the 5'-phosphate group from the substrate adenosine-5'-monophosphate (AMP). The specific activity is >25,000 pmol/min/μg.

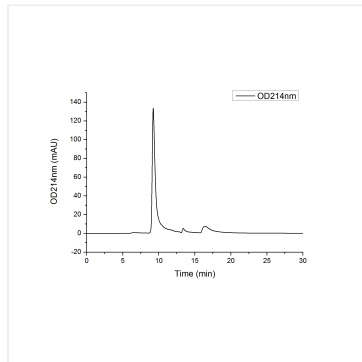
Storage

Store the lyophilized protein at -20°C to -80 °C for long term. After reconstitution, the protein solution is stable at -20 °C for 3 months, at 2-8 °C for up to 1 week. Avoid repeated freeze/thaw cycles.

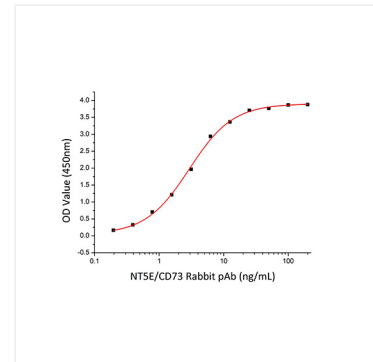
Validation Data



Recombinant Human 5'-Nucleotidase/CD73 Protein was determined by SDS-PAGE with Coomassie Blue, showing a band at 60-70 kDa.



The purity of Human 5'-Nucleotidase/CD73 Protein (Cat.RP00160) was greater than 90% as determined by SEC-HPLC.



Immobilized Human 5'-Nucleotidase/CD73 at 2 µg/mL (100 µL/well) can bind 5'-Nucleotidase/CD73 Rabbit pAb with a linear range of 0.16-2.93 ng/mL.