

RP00114

Leader in Biomolecular Solutions for Life Science



Recombinant Human c-Kit/CD117 Protein

Catalog No.: RP00114

Recombinant

Sequence Information

Species	Gene ID	Swiss Prot
Human	3815	P10721

Tags

C-hFc&His

Synonyms

KIT;C-Kit;CD117;PBT;SCFR;c-kit

Product Information

Source	Purification
HEK293 cells	> 97% by SDS-PAGE.

Endotoxin

< 0.1 EU/μg of the protein by LAL method.

Formulation

Lyophilized from a 0.22 μm filtered solution of PBS, pH 7.4. Contact us for customized product form or formulation.

Reconstitution

Centrifuge the vial before opening. Reconstitute to a concentration of 0.1-0.5 mg/mL in sterile distilled water. Avoid vortex or vigorously pipetting the protein. For long term storage, it is recommended to add a carrier protein or stabilizer (e.g. 0.1% BSA, 5% HSA, 10% FBS or 5% Trehalose), and aliquot the reconstituted protein solution to minimize free-thaw cycles.

Contact



www.abclonal.com

Background

This protein is human homolog of the proto-oncogene c-kit. C-kit was first identified as the cellular homolog of the feline sarcoma viral oncogene v-kit. This protein is a type 3 transmembrane receptor for MGF (mast cell growth factor, also known as stem cell factor). Mutations in this gene are associated with gastrointestinal stromal tumors, mast cell disease, acute myelogenous leukemia, and piebaldism. Multiple transcript variants encoding different isoforms have been found for this gene.

Basic Information

Description

Recombinant Human c-Kit/CD117 Protein is produced by HEK293 expression system. The target protein is expressed with sequence (Gln26-Thr520) of human KIT/c-KIT/CD117 (Accession #NP_000213.1) fused with an Fc, 6×His tag at the C-terminus.

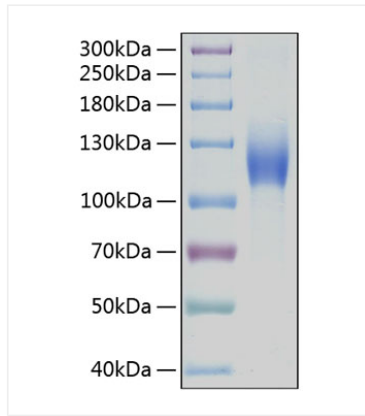
Bio-Activity

1. Measured by its binding ability in a functional ELISA. Immobilized recombinant human SCF at 1 μg/mL (100 μL/well) can bind recombinant human CD117 with a linear range of 1-6 ng/mL. 2. Measured by its binding ability in a functional ELISA. Immobilized Human SCF at 2 μg/mL (100 μL/well) can bind c-Kit/CD117 with a linear range of 0.049-9.11 ng/mL.

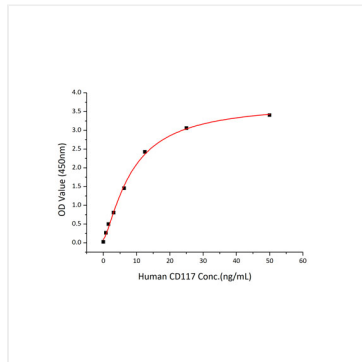
Storage

Store the lyophilized protein at -20°C to -80 °C for long term. After reconstitution, the protein solution is stable at -20 °C for 3 months, at 2-8 °C for up to 1 week. Avoid repeated freeze/thaw cycles.

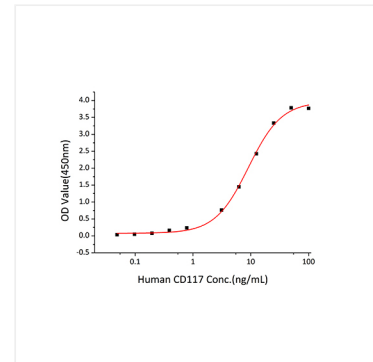
Validation Data



Recombinant Human c-Kit/CD117 Protein was determined by SDS-PAGE with Coomassie Blue, showing a band at 100-125 kDa.



Immobilized recombinant human SCF at 1 µg/mL (100 µL/well) can bind recombinant human CD117 with a linear range of 1-6 ng/mL.



Immobilized Human SCF at 2 µg/mL (100 µL/well) can bind c-Kit/CD117 with a linear range of 0.049-9.11 ng/mL.