

Mouse anti HA-Tag mAb

Catalog No	AE008	Category	Tag Antibodies
Applications	WB,IF,IP	Observed MW	
Cross-Reactivity		Calculated MW	

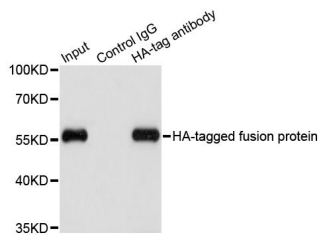
Immunogen Information

Immunogen	A synthetic peptide of YPYDVPDYA (HA-tag)-KLH
Gene ID	
Swiss Prot	
Synonyms	

Product information

Source	Mouse
Isotype	IgG
Purity	Affinity purification
Storage	Store at -20°C. Avoid freeze / thaw cycles. Buffer: PBS with 0.02% sodium azide, 50% glycerol, pH7.3.

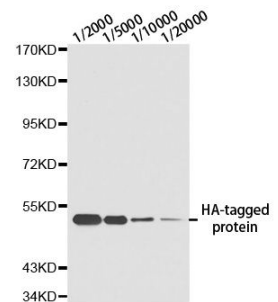
Background



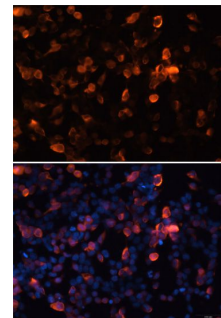
Immunoprecipitation of over-expressed HA-tagged protein in 293T cells incubated with HA-tag antibody (AE008). A mock served as negative control and over-expressed 293T cell lysate served as positive control.

Recommended Dilutions

WB	1:2000 - 1:5000
IF	1:50 - 1:500
IP	1:20 - 1:50



Western blot analysis of over-expressed HA-tagged protein in 293T cell using HA-tag antibody (AE008) at different dilution. Each lane was loaded with 2 ug cell lysate. Secondary antibody: HRP Goat Anti-Mouse IgG (H+L) (AS003) at 1:10000 dilution. Lysates/proteins: 25ug per lane. Blocking buffer: 3% nonfat dry milk in TBST.



Immunofluorescence analysis of 293T cells using Mouse anti HA-Tag mAb (AE008). Blue: DAPI for nuclear staining.