

LOX Rabbit pAb

Catalog No.: A7698 **3 Publications**

Basic Information

Observed MW

47kDa

Calculated MW

47kDa

Category

Primary antibody

Applications

ELISA, WB, IHC-P, IF/ICC

Cross-Reactivity

Human, Mouse, Rat

Background

This gene encodes a member of the lysyl oxidase family of proteins. Alternative splicing results in multiple transcript variants, at least one of which encodes a preproprotein that is proteolytically processed to generate a regulatory propeptide and the mature enzyme. The copper-dependent amine oxidase activity of this enzyme functions in the crosslinking of collagens and elastin, while the propeptide may play a role in tumor suppression. In addition, defects in this gene have been linked with predisposition to thoracic aortic aneurysms and dissections.

Recommended Dilutions

WB	1:100 - 1:500
IHC-P	1:50 - 1:200
IF/ICC	1:50 - 1:200

Immunogen Information

Gene ID

4015

Swiss Prot

P28300

Immunogen

Recombinant fusion protein containing a sequence corresponding to amino acids 300-400 of human LOX (NP_002308.2).

Synonyms

AAT10; LOX

Contact

 | www.abclonal.com

Product Information

Source

Rabbit

Isotype

IgG

Purification

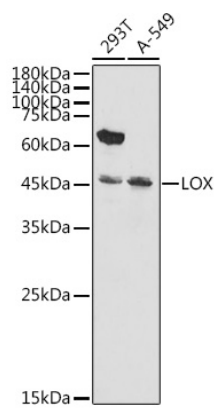
Affinity purification

Storage

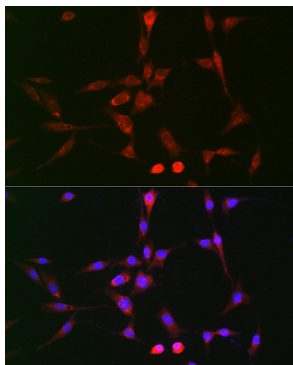
Store at -20°C. Avoid freeze / thaw cycles.

Buffer: PBS with 0.05% proclin300, 50% glycerol, pH7.3.

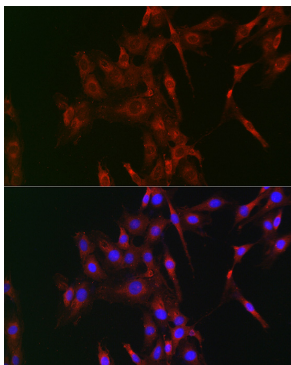
Validation Data



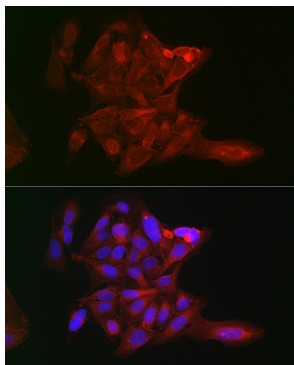
Western blot analysis of extracts of various cell lines, using LOX antibody (A7698) at 1:500 dilution.
Secondary antibody: HRP Goat Anti-Rabbit IgG (H+L) (AS014) at 1:10000 dilution.
Lysates/proteins: 25µg per lane.
Blocking buffer: 3% nonfat dry milk in TBST.
Detection: ECL Basic Kit (RM00020).
Exposure time: 90s.



Immunofluorescence analysis of BALB-3T3 cells using LOX Rabbit pAb (A7698) at dilution of 1:100 (40x lens). Blue: DAPI for nuclear staining.



Immunofluorescence analysis of C6 cells using LOX Rabbit pAb (A7698) at dilution of 1:100 (40x lens). Blue: DAPI for nuclear staining.



Immunofluorescence analysis of U-2 OS cells using LOX Rabbit pAb (A7698) at dilution of 1:100 (40x lens). Blue: DAPI for nuclear staining.