

A6329

Leader in Biomolecular Solutions for Life Science



Peroxiredoxin 5 (PRDX5) Rabbit pAb

Catalog No.: A6329

1 Publications

Basic Information

Observed MW

17kDa

Calculated MW

22kDa

Category

Polyclonal Antibody

Applications

WB, IF/ICC, ELISA

Cross-Reactivity

Human, Mouse, Rat

Background

This gene encodes a member of the peroxiredoxin family of antioxidant enzymes, which reduce hydrogen peroxide and alkyl hydroperoxides. The encoded protein interacts with peroxisome receptor 1 and plays an antioxidant protective role in different tissues under normal conditions and during inflammatory processes. The use of alternate transcription start sites is thought to result in transcript variants that use different in-frame translational start codons to generate isoforms that are targeted to the mitochondrion (isoform L) or peroxisome/cytoplasm (isoform S). Multiple related pseudogenes have been defined for this gene.

Recommended Dilutions

WB	1:500 - 1:1000
IF/ICC	1:50 - 1:200

Immunogen Information

Gene ID

25824

Swiss Prot

P30044

Immunogen

Recombinant fusion protein containing a sequence corresponding to amino acids 53-214 of human Peroxiredoxin 5 (PRDX5) (NP_036226.2).

Synonyms

PLP; ACR1; B166; PRXV; PMP20; PRDX6; prx-V; SBBI10; AOEB166; HEL-S-55; Peroxiredoxin 5 (PRDX5)

Contact



www.abclonal.com

Product Information

Source

Rabbit

Isotype

IgG

Purification

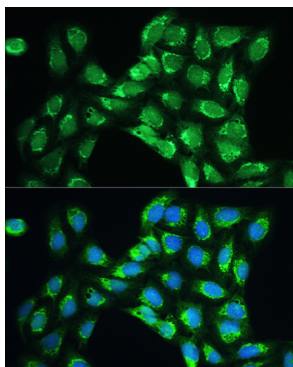
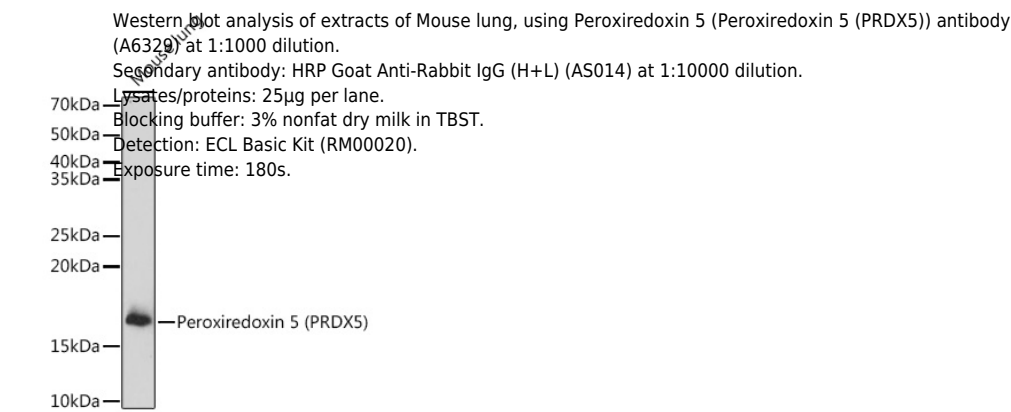
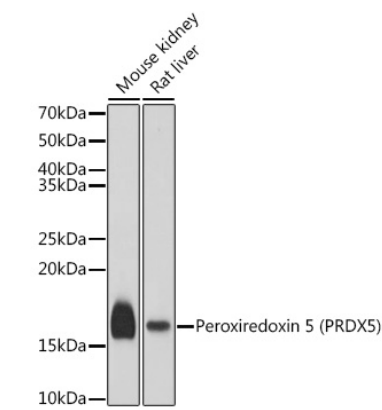
Affinity purification

Storage

Store at -20°C. Avoid freeze / thaw cycles.

Buffer: PBS with 0.01% thimerosal, 50% glycerol, pH7.3.

Validation Data



Immunofluorescence analysis of U2OS cells using Peroxiredoxin 5 (PRDX5) Rabbit pAb (A6329) at dilution of 1:100. Blue: DAPI for nuclear staining.