

A23816

Leader in Biomolecular Solutions for Life Science



ABflo® 488 Rabbit anti-Human CD119/IFNGR1 mAb

Catalog No.: A23816

Basic Information

Observed MW

Calculated MW

21kDa/54kDa

Category

SMab Recombinant Monoclonal Antibody

Applications

FC

Cross-Reactivity

Human

CloneNo number

ARC59337-ABf488

Conjugate

ABflo® 488. Ex:491nm. Em:516nm.

Background

This gene (IFNGR1) encodes the ligand-binding chain (alpha) of the gamma interferon receptor. Human interferon-gamma receptor is a heterodimer of IFNGR1 and IFNGR2. A genetic variation in IFNGR1 is associated with susceptibility to Helicobacter pylori infection. In addition, defects in IFNGR1 are a cause of mendelian susceptibility to mycobacterial disease, also known as familial disseminated atypical mycobacterial infection.

Recommended Dilutions

FC 5 µl per 10⁶ cells in
100 µl volume

Immunogen Information

Gene ID

3459

Swiss Prot

P15260

Immunogen

Recombinant protein of human CD119/IFNGR1.

Synonyms

IFNGR1; CD119; IFNGR; IMD27A; IMD27B; interferon gamma receptor 1

Contact



www.abclonal.com

Product Information

Source

Rabbit

Isotype

IgG

Purification

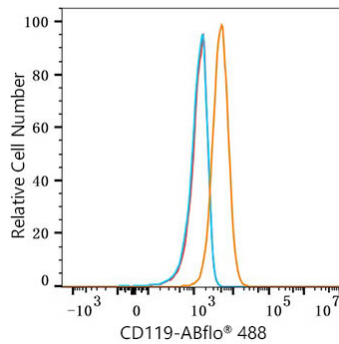
Affinity purification

Storage

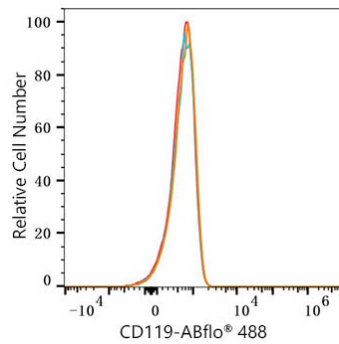
Store at 2-8°C. Avoid freeze.

Buffer: PBS with 0.03% proclin300,0.2% BSA,pH7.3.

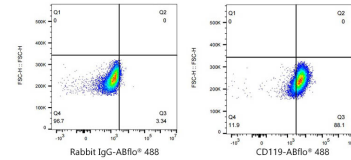
Validation Data



Flow cytometry: 1×10^6 HepG2 cells were surface-stained with ABflo® 488 Rabbit anti-Human CD119/IFNGR1 mAb(A23816, 5 μ l/Test, orange line) or ABflo® 488 Rabbit IgG isotype control (A22069, 5 μ l/Test, blue line). Non-fluorescently stained HepG2 cells were used as blank control (red line).



Flow cytometry: 1×10^6 CHO cells(negative control) were surface-stained with ABflo® 488 Rabbit anti-Human CD119/IFNGR1 mAb(A23816, 5 μ l/Test, orange line) or ABflo® 488 Rabbit IgG isotype control (A22069, 5 μ l/Test, blue line). Non-fluorescently stained CHO cells were used as blank control (red line).



Flow cytometry: 1×10^6 HepG2 cells were surface-stained with ABflo® 488 Rabbit IgG isotype control (A22069, 5 μ l/Test, left) or ABflo® 488 Rabbit anti-Human CD119/IFNGR1 mAb(A23816, 5 μ l/Test, right).