

A17164

Leader in Biomolecular Solutions for Life Science



PRMT7 Rabbit pAb

Catalog No.: A17164

1 Publications

Basic Information

Observed MW

Refer to figures

Calculated MW

78kDa

Category

Polyclonal Antibody

Applications

WB, IHC-P, ELISA

Cross-Reactivity

Human

Background

This gene encodes a member of the protein arginine N-methyltransferase family of proteins. The encoded enzyme transfers single methyl groups to arginine residues to generate monomethylarginines on histone proteins as well as other protein substrates. This enzyme plays a role in a wide range of biological processes, including neuronal differentiation, male germ line imprinting, small nuclear ribonucleoprotein biogenesis, and regulation of the Wnt signaling pathway. Mutations in this gene underlie multiple related syndromes in human patients characterized by intellectual disability, short stature and other features. The encoded protein may promote breast cancer cell invasion and metastasis in human patients.

Recommended Dilutions

WB	1:500 - 1:2000
IHC-P	1:50 - 1:200

Immunogen Information

Gene ID

54496

Swiss Prot

Q9NVM4

Immunogen

Recombinant fusion protein containing a sequence corresponding to amino acids 513-692 of human PRMT7 (NP_061896.1).

Synonyms

SBIDDS; PRMT7

Contact



www.abclonal.com

Product Information

Source

Rabbit

Isotype

IgG

Purification

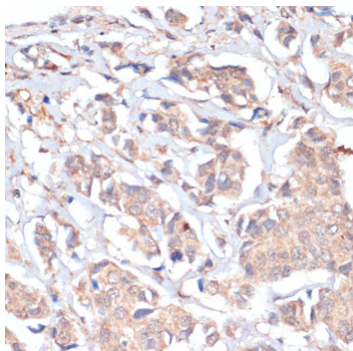
Affinity purification

Storage

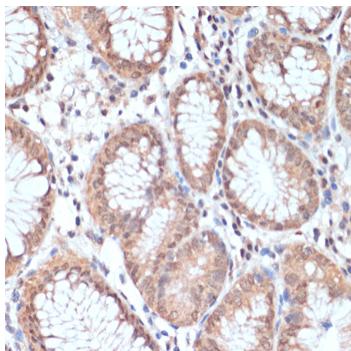
Store at -20°C. Avoid freeze / thaw cycles.

Buffer: PBS with 0.01% thimerosal, 50% glycerol, pH 7.3.

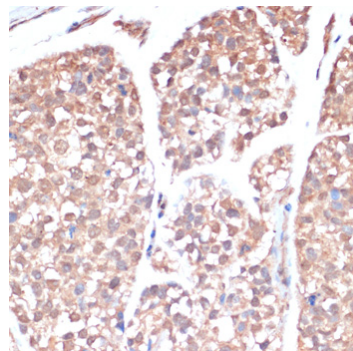
Validation Data



Immunohistochemistry analysis of PRMT7 in paraffin-embedded human breast cancer using PRMT7 Rabbit pAb (A17164) at dilution of 1:200 (40x lens). Perform microwave antigen retrieval with 10 mM PBS buffer pH 7.2 before commencing with IHC staining protocol.



Immunohistochemistry analysis of PRMT7 in paraffin-embedded human stomach using PRMT7 Rabbit pAb (A17164) at dilution of 1:200 (40x lens). Perform microwave antigen retrieval with 10 mM PBS buffer pH 7.2 before commencing with IHC staining protocol.



Immunohistochemistry analysis of PRMT7 in paraffin-embedded human gastric cancer using PRMT7 Rabbit pAb (A17164) at dilution of 1:200 (40x lens). Perform microwave antigen retrieval with 10 mM PBS buffer pH 7.2 before commencing with IHC staining protocol.