

Secretagogin (SCGN) Rabbit pAb

Catalog No.: A12897

Basic Information

Observed MW

27kDa

Calculated MW

32kDa

Category

Primary antibody

Applications

ELISA, WB, IHC-P, IF/ICC

Cross-Reactivity

Human, Mouse, Rat

Background

The encoded protein is a secreted calcium-binding protein which is found in the cytoplasm. It is related to calbindin D-28K and calretinin. This protein is thought to be involved in KCL-stimulated calcium flux and cell proliferation.

Recommended Dilutions

WB	1:500 - 1:2000
IHC-P	1:50 - 1:200
IF/ICC	1:50 - 1:200

Immunogen Information

Gene ID

10590

Swiss Prot

O76038

Immunogen

Recombinant fusion protein containing a sequence corresponding to amino acids 1-276 of human Secretagogin (Secretagogin (SCGN)) (NP_008929.2).

Synonyms

SEGN; CALBL; SECRET; setagin; DJ501N12.8; Secretagogin (SCGN)

Contact

 | www.abclonal.com

Product Information

Source

Rabbit

Isotype

IgG

Purification

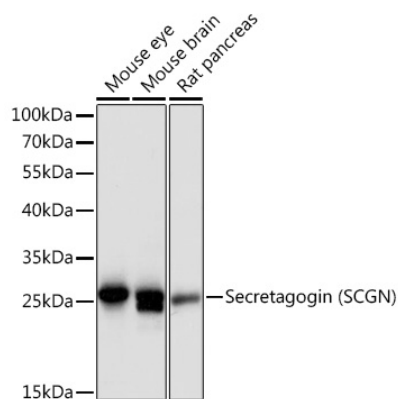
Affinity purification

Storage

Store at -20°C. Avoid freeze / thaw cycles.

Buffer: PBS with 0.01% thimerosal, 50% glycerol, pH7.3.

Validation Data



Western blot analysis of various lysates using Secretagogin (SCGN) Rabbit pAb (A12897) at 1:3000 dilution.

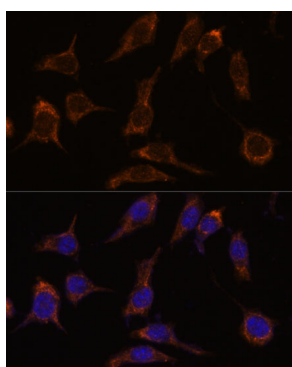
Secondary antibody: HRP Goat Anti-Rabbit IgG (H+L) (AS014) at 1:10000 dilution.

Lysates/proteins: 25µg per lane.

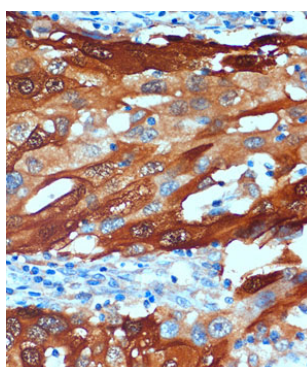
Blocking buffer: 3% nonfat dry milk in TBST.

Detection: ECL Basic Kit (RM00020).

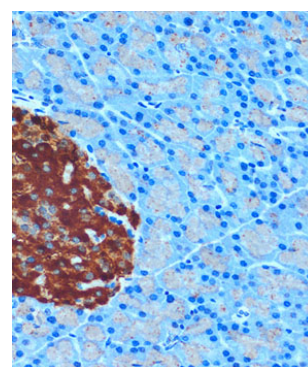
Exposure time: 90s.



Immunofluorescence analysis of L929 cells using Secretagogin (SCGN) Rabbit pAb (A12897) at dilution of 1:100. Secondary antibody: Cy3 Goat Anti-Rabbit IgG (H+L) (AS007) at 1:500 dilution. Blue: DAPI for nuclear staining.



Immunohistochemistry analysis of Secretagogin (SCGN) in paraffin-embedded Human breast cancer using Secretagogin (Secretagogin (SCGN)) Rabbit pAb (A12897) at dilution of 1:100 (40x lens). Perform microwave antigen retrieval with 10 mM PBS buffer pH 7.2 before commencing with IHC staining protocol.



Immunohistochemistry analysis of Secretagogin (SCGN) in paraffin-embedded Rat pancreas using Secretagogin (Secretagogin (SCGN)) Rabbit pAb (A12897) at dilution of 1:100 (40x lens). Perform microwave antigen retrieval with 10 mM PBS buffer pH 7.2 before commencing with IHC staining protocol.