

Recombinant Mouse B7-2/CD86 Protein

Catalog No.: RP01234 **Recombinant**

Sequence Information

Species	Gene ID	Swiss Prot
Mouse	12524	P42082

Tags

C-His

Synonyms

CD86;B7-2;B70;CD28LG2;LAB72;MGC34413;CD86;CD86;B7-2;B70;CD28LG2;LAB72;MGC34413;CD86

Product Information

Source	Purification
HEK293 cells	> 97% by SDS-PAGE.

Endotoxin

< 0.1 EU/μg of the protein by LAL method.

Formulation

Lyophilized from a 0.22 μm filtered solution of PBS, pH 7.4. Contact us for customized product form or formulation.

Reconstitution

Centrifuge the vial before opening. Reconstitute to a concentration of 0.1-0.5 mg/mL in sterile distilled water. Avoid vortex or vigorously pipetting the protein. For long term storage, it is recommended to add a carrier protein or stabilizer (e.g. 0.1% BSA, 5% HSA, 10% FBS or 5% Trehalose), and aliquot the reconstituted protein solution to minimize freeze-thaw cycles.

Contact

 | www.abclonal.com

Background

CD86, also known as B-lymphocyte activation antigen B7-2 (referred to as B70), is a member of the cell surface immunoglobulin superfamily. CD86 is expressed by antigen-presenting cells, and it is the ligand for two proteins at the cell surface of T cells, CD28 antigen and cytotoxic T-lymphocyte-associated protein 4. Binding of this protein with CD28 antigen is a costimulatory signal for activation of the T-cell. Binding of this protein with cytotoxic T-lymphocyte-associated protein 4 negatively regulates T-cell activation and diminishes the immune response.

Basic Information

Description

Recombinant Mouse B7-2/CD86 Protein is produced by HEK293 cells expression system. The target protein is expressed with sequence (Val24-Glu245) of mouse CD86/B7-2 (Accession #NP_062261.3) fused with a 6×His tag at the C-terminus.

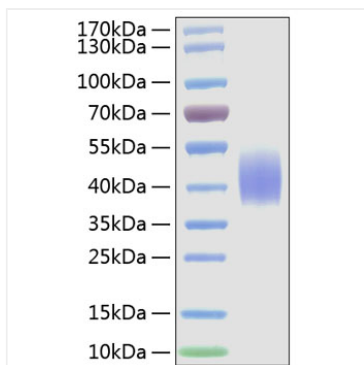
Bio-Activity

Measured by its binding ability in a functional ELISA. Immobilized Recombinant Mouse CD86 at 2 μg/mL (100 μL/well) can bind Recombinant Human CTLA-4 with a linear range of 8-35 ng/mL.

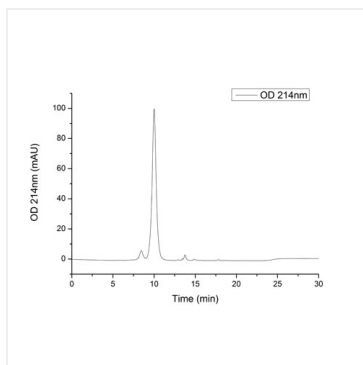
Storage

Store the lyophilized protein at -20°C to -80 °C for long term. After reconstitution, the protein solution is stable at -20 °C for 3 months, at 2-8 °C for up to 1 week. Avoid repeated freeze/thaw cycles.

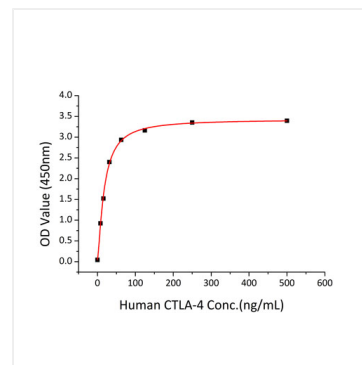
Validation Data



Recombinant Mouse B7-2/CD86 Protein was determined by SDS-PAGE with Coomassie Blue, showing a band at 38-50 kDa.



The purity of Mouse CD86/B7-2 Protein (Cat.RP01234) was greater than 90% as determined by SEC-HPLC.



Immobilized Recombinant Mouse CD86 at 2 $\mu\text{g/mL}$ (100 $\mu\text{L/well}$) can bind Recombinant Human CTLA-4 with a linear range of 8-35 ng/mL .