

RP00048

Leader in Biomolecular Solutions for Life Science



Recombinant Human TIE2/TEK/CD202b Protein

Catalog No.: RP00048

Recombinant

Sequence Information

Species	Gene ID	Swiss Prot
Human	7010	Q02763

Tags

No tag

Synonyms

TEK;CD202B;GLC3E;TIE-2;TIE2;VMCM;VMCM1;Tie2

Product Information

Source	Purification
Baculovirus-Infected Sf9 Cells	> 97% by SDS-PAGE.

Endotoxin

< 1.0 EU/μg of the protein by LAL method.

Formulation

Lyophilized from a 0.22 μm filtered solution of PBS, pH 7.4. Contact us for customized product form or formulation.

Reconstitution

Centrifuge the vial before opening. Reconstitute to a concentration of 0.1-0.5 mg/mL in sterile distilled water. Avoid vortex or vigorously pipetting the protein. For long term storage, it is recommended to add a carrier protein or stabilizer (e.g. 0.1% BSA, 5% HSA, 10% FBS or 5% Trehalose), and aliquot the reconstituted protein solution to minimize freeze-thaw cycles.

Contact



www.abclonal.com

Background

Tyrosine-protein kinase that acts as cell-surface receptor for ANGPT1, ANGPT2 and ANGPT4 and regulates angiogenesis, endothelial cell survival, proliferation, migration, adhesion and cell spreading, reorganization of the actin cytoskeleton, but also maintenance of vascular quiescence. Has anti-inflammatory effects by preventing the leakage of proinflammatory plasma proteins and leukocytes from blood vessels. Required for normal angiogenesis and heart development during embryogenesis. Required for post-natal hematopoiesis. After birth, activates or inhibits angiogenesis, depending on the context. Inhibits angiogenesis and promotes vascular stability in quiescent vessels, where endothelial cells have tight contacts.

Basic Information

Description

Recombinant Human TIE2/TEK/CD202b Protein is produced by insect cell-baculovirus expression system. The target protein is expressed with sequence (Lys808-Ala1124) of human hTIE2 (Accession #NP_000450.2).

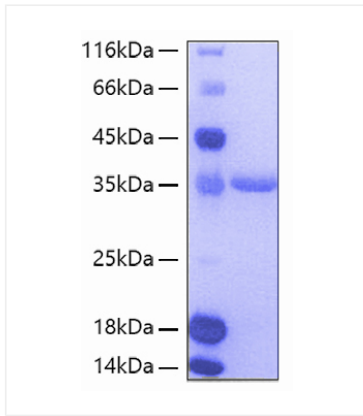
Bio-Activity

Measured by its binding ability in a functional ELISA. Immobilized Human TEK Protein at 2 μg/mL (100 μL/well) can bind ANG2 with a linear range of 39-7090 ng/mL.

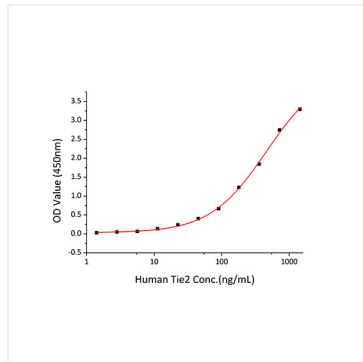
Storage

Store the lyophilized protein at -20°C to -80 °C for long term. After reconstitution, the protein solution is stable at -20 °C for 3 months, at 2-8 °C for up to 1 week. Avoid repeated freeze/thaw cycles.

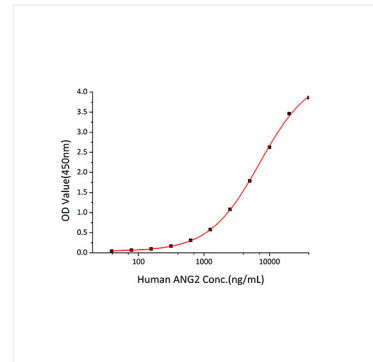
Validation Data



Recombinant Human TIE2/TEK/CD202b Protein was determined by SDS-PAGE with Coomassie Blue, showing a band at 35 kDa.



Immobilized Human hTIE2 at 2 $\mu\text{g/mL}$ (100 $\mu\text{L/well}$) can bind TEK Rabbit pAb with a linear range of 1.406-458.65 ng/mL.



Immobilized recombinant Human TEK Protein at 2 $\mu\text{g/mL}$ (100 $\mu\text{L/well}$) can bind ANG2 with a linear range of 39-7090ng/mL.