A0214

Leader in Biomolecular Solutions for Life Science

www.abclonal.com

Caspase-3 Rabbit pAb

Catalog No.: A0214 **77 Publications**

Basic Information

Observed MW
35kDa

Calculated MW
32kDa

Category
Mouse Monoclonal Antibody

Applications
WB,IF/ICC,ELISA

Cross-Reactivity
Human,Mouse,Rat

Background

The protein encoded by this gene is a cysteine-aspartic acid protease that plays a central role in the execution-phase of cell apoptosis. The encoded protein cleaves and inactivates poly(ADP-ribose) polymerase while it cleaves and activates sterol regulatory element binding proteins as well as caspases 6, 7, and 9. This protein itself is processed by caspases 8, 9, and 10. It is the predominant caspase involved in the cleavage of amyloid-beta 4A precursor protein, which is associated with neuronal death in Alzheimer's disease.

Recommended Dilutions

WB	1:500 - 1:1000
IF/ICC	1:50 - 1:300

Immunogen Information

Gene ID
836

Swiss Prot
P42574

Immunogen
Recombinant fusion protein containing a sequence corresponding to amino acids 55-160 of human Caspase-3 (NP_004337.2).

Synonyms
CPP32; SCA-1; CPP32B; Caspase-3

Contact

www.abclonal.com

Product Information

Source
Rabbit

Isotype
IgG

Purification
Affinity purification

Storage
Store at -20℃. Avoid freeze / thaw cycles.
Buffer: PBS with 0.05% proclin300,50% glycerol,pH7.3.

Validation Data

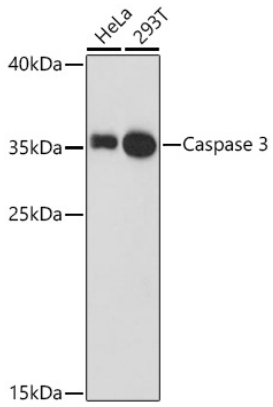

Western blot analysis of extracts of various cell lines, using Caspase 3 antibody (A0214) at 1:1000 dilution.
Secondary antibody: HRP Goat Anti-Rabbit IgG (H+L) (AS014) at 1:10000 dilution.
Lysates/proteins: 25µg per lane.
Blocking buffer: 3% nonfat dry milk in TBST.
Detection: ECL Basic Kit (RM00020).
Exposure time: 90s.

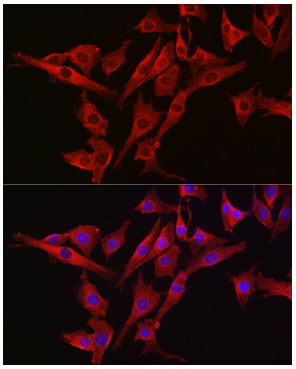

Immunofluorescence analysis of NIH/3T3 cells using Caspase 3 antibody (A0214) at dilution of 1:300 (40x lens). Blue: DAPI for nuclear staining.

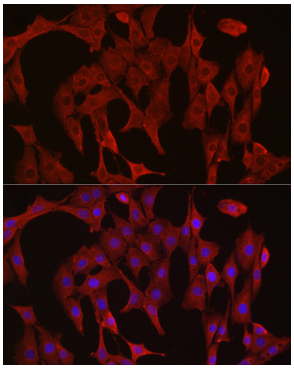

Immunofluorescence analysis of PC-12 cells using Caspase 3 antibody (A0214) at dilution of 1:300 (40x lens). Blue: DAPI for nuclear staining.

For research use only. Not for therapeutic or diagnostic purposes.
Please visit http://abclonal.com for a complete listing of recommended products.