

RP02391

Leader in Biomolecular Solutions for Life Science



Biotinylated Recombinant Human IL-10 Protein

Catalog No.: RP02391

Recombinant

Sequence Information

Species	Gene ID	Swiss Prot
Human	3586	P22301

Tags

N-His&Avi

Synonyms

CSIF; GVHDS; IL-10; IL10A;
TGIF;IL10;GVHDS;IL-10;IL10A;TGIF

Product Information

Source	Purification
HEK293 cells	> 95% by Tris-Bis PAGE

Endotoxin

< 1 EU/μg of the protein by LAL method.

Formulation

Lyophilized from a 0.22 μm filtered solution of PBS, pH 7.4.

Reconstitution

Centrifuge the tube before opening.
Reconstitute to a concentration of 0.1-0.5 mg/mL in sterile distilled water.
Avoid vortex or vigorously pipetting the protein. For long term storage, it is recommended to add a carrier protein or stabilizer (e.g. 0.1% BSA, 5% HSA, 10% FBS or 5% Trehalose), and aliquot the reconstituted protein solution to minimize free-thaw cycles.

Background

Basic Information

Description

Biotinylated Recombinant Human IL10 Protein is produced by Expi293 expression system. The target protein is expressed with sequence (Ser19-Asn178) of Human IL10 fused with a His tag and Avi tag at the N-terminal.

Bio-Activity

Storage

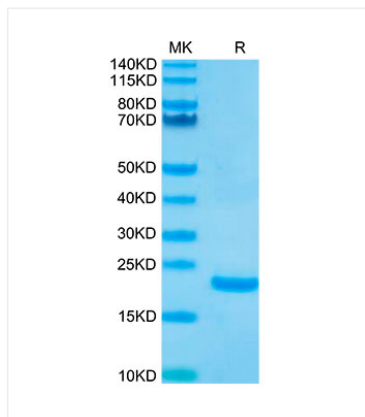
Store the lyophilized protein at -20°C to -80°C for long term.
After reconstitution, the protein solution is stable at -20°C for 3 months, at 2-8°C for up to 1 week. Avoid repeated freeze/thaw cycles.

Contact

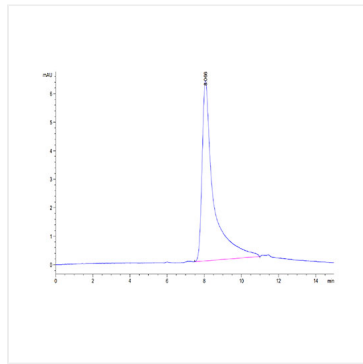


www.abclonal.com

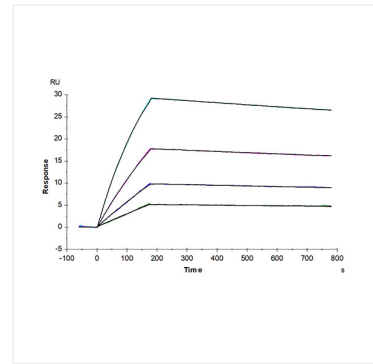
Validation Data



Biotinylated Human IL-10 on Tris-Bis PAGE under reduced condition. The purity is greater than 95%.



The purity of Biotinylated Human IL-10 is greater than 95% as determined by SEC-HPLC.



Human IL-10 R alpha, His Tag immobilized on CM5 Chip can bind Biotinylated Human IL-10, His Tag with an affinity constant of 0.30 nM as determined in SPR assay (Biacore T200).