

RP02344

Leader in Biomolecular Solutions for Life Science



Recombinant Human EGFRvIII Protein

Catalog No.: RP02344

Recombinant

Sequence Information

Species	Gene ID	Swiss Prot
Human	1956	P00533

Tags

C-His&Avi

Synonyms

EGFR; ERBB; ERBB1; HER1; NISBD2; PIG61; mENA; epidermal growth factor receptor;ERBB;ERBB1;HER1;NISBD2;PIG61;mENA

Product Information

Source	Purification
HEK293 cells	> 95% by Tris-Bis PAGE;> 95% by SEC-HPLC

Endotoxin

< 1 EU/μg of the protein by LAL method.

Formulation

Lyophilized from a 0.22 μm filtered solution of PBS, pH 7.4.

Reconstitution

Centrifuge the tube before opening. Reconstitute to a concentration of 0.1-0.5 mg/mL in sterile distilled water. Avoid vortex or vigorously pipetting the protein. For long term storage, it is recommended to add a carrier protein or stabilizer (e.g. 0.1% BSA, 5% HSA, 10% FBS or 5% Trehalose), and aliquot the reconstituted protein solution to minimize free-thaw cycles.

Background

Basic Information

Description

Recombinant Human EGFR VIII Protein is produced by Expi293 expression system. The target protein is expressed with sequence (Leu25-Ser645) of Human EGFR VIII fused with His tag and Avi tag at the N-terminal.

Bio-Activity

Immobilized Human EGFR VIII,His Tag at 0.5 μg/mL (100 μL/Well). Dose response curve for Anti-Human EGFR VIII Ab. with the EC₅₀ of 7.7 ng/mL determined by ELISA. Immobilized Human EGFR VIII,His Tag at 0.5 μg/mL (100 μL/Well). Dose response curve for Anti-EGFR VIII Ab. with the EC₅₀ of 13.0/13.5/13.8ng/mL determined by ELISA.

Storage

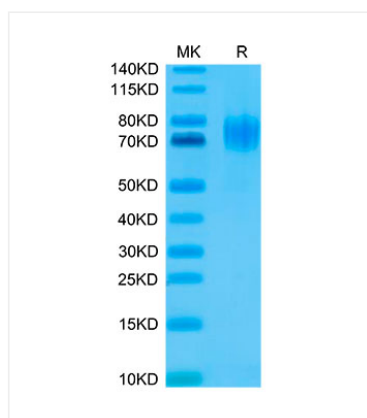
Store the lyophilized protein at -20°C to -80°C for long term. After reconstitution, the protein solution is stable at -20°C for 3 months, at 2-8°C for up to 1 week. Avoid repeated freeze/thaw cycles.

Contact

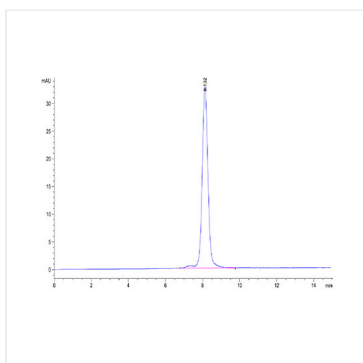


www.abclonal.com

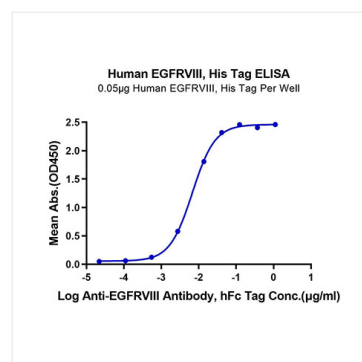
Validation Data



Human EGFRVIII on Tris-Bis PAGE under reduced condition. The purity is greater than 95%.



The purity of Human EGFRVIII is greater than 95% as determined by SEC-HPLC.



Immobilized Human EGFRVIII, His Tag at 0.5µg/ml (100µl/Well) on the plate. Dose response curve for Anti-EGFRVIII Antibody, hFc Tag with the EC₅₀ of 6.7ng/ml determined by ELISA.