

RP02294

Leader in Biomolecular Solutions for Life Science



Biotinylated Recombinant Human IL-2RB/CD122 Protein

Catalog No.: RP02294

Recombinant

Sequence Information

Species	Gene ID	Swiss Prot
Human	3560	P14784

Tags

C-His&Avi

Synonyms

IL2RB;CD122;IL15RB;P70-75

Product Information

Source	Purification
HEK293 cells	> 95% by Tris-Bis PAGE; > 95% by SEC-HPLC

Endotoxin

< 1 EU/μg of the protein by LAL method.

Formulation

Lyophilized from a 0.22 μm filtered solution of PBS, pH 7.4.

Reconstitution

Centrifuge the tube before opening. Reconstitute to a concentration of 0.1-0.5 mg/mL in sterile distilled water. Avoid vortex or vigorously pipetting the protein. For long term storage, it is recommended to add a carrier protein or stabilizer (e.g. 0.1% BSA, 5% HSA, 10% FBS or 5% Trehalose), and aliquot the reconstituted protein solution to minimize freeze-thaw cycles.

Background

Basic Information

Description

Biotinylated Recombinant Human CD122/IL2RB Protein is produced by Expi293 expression system. The target protein is expressed with sequence (Ala27-Asp239) of Human CD122/IL2RB fused with His tag and Avi tag at the C-terminal.

Bio-Activity

Storage

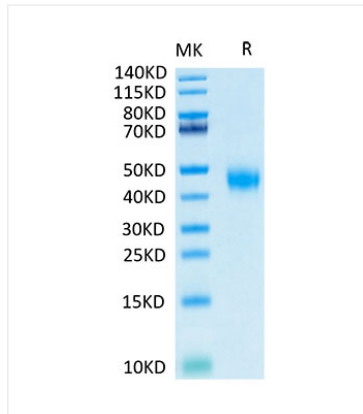
Store the lyophilized protein at -20°C to -80°C for long term. After reconstitution, the protein solution is stable at -20°C for 3 months, at 2-8°C for up to 1 week. Avoid repeated freeze/thaw cycles.

Contact

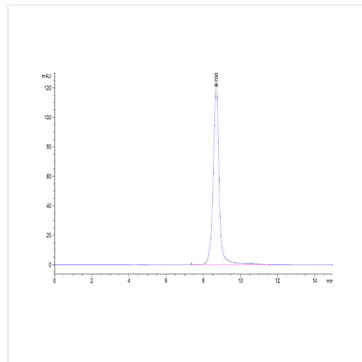


www.abclonal.com

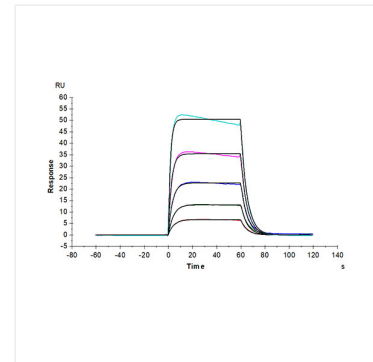
Validation Data



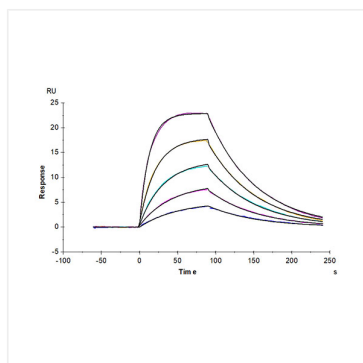
Biotinylated Human IL-2 R beta on Tris-Bis PAGE under reduced condition. The purity is greater than 95%.



The purity of Biotinylated Human IL-2 R beta is greater than 95% as determined by SEC-HPLC.



Biotinylated Human IL-2 R beta, His Tag captured on CM5 Chip via Anti-His Antibody can bind Human IL-2, No Tag with an affinity constant of 0.101 μM as determined in SPR assay (Biacore T200).



Biotinylated Human IL-2 R beta, His-Avi Tag captured on CM5 Chip via Anti-His Antibody can bind Human IL-15, No Tag with an affinity constant of 12.91 nM as determined in SPR assay (Biacore T200).