

Recombinant Mouse VEGF-A/VEGF164 Protein

Catalog No.: RP01060 **Recombinant**

Sequence Information

Species	Gene ID	Swiss Prot
Mouse	22339	Q00731-2

Tags

N-His

Synonyms

MVCD1;VEGFA;VEGF;VPF;VEGFA (164)

Product Information

Source	Purification
HEK293 cells	> 95% by SDS-PAGE.

Endotoxin

< 0.1 EU/μg of the protein by LAL method.

Formulation

Lyophilized from a 0.22 μm filtered solution of PBS, pH 7.4. Contact us for customized product form or formulation.

Reconstitution

Centrifuge the vial before opening. Reconstitute to a concentration of 0.1-0.5 mg/mL in sterile distilled water. Avoid vortex or vigorously pipetting the protein. For long term storage, it is recommended to add a carrier protein or stabilizer (e.g. 0.1% BSA, 5% HSA, 10% FBS or 5% Trehalose), and aliquot the reconstituted protein solution to minimize freeze-thaw cycles.

Background

Basic Information

Description

Recombinant Mouse VEGF-A/VEGF164 Protein is produced by HEK293 expression system. The target protein is expressed with sequence (Ala27-Arg190) of mouse VEGF 164 (Accession #NP_001273986.1.) fused with a 6xHis tag at the N-terminus.

Bio-Activity

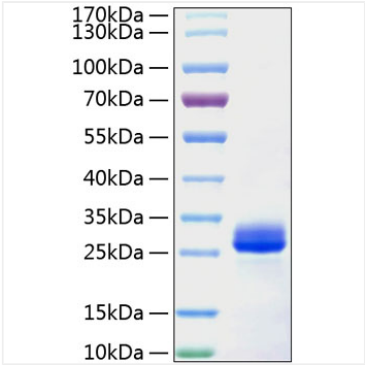
1. Measured by its binding ability in a functional ELISA. Immobilized Recombinant Mouse VEGF164 at 1 μg/mL (100 μL/well) can bind Recombinant Human VEGFR2 with a linear range of 8-30 ng/mL. 2. Measured in a cell proliferation assay using human umbilical vein endothelial cells (HUVEC). The ED₅₀ for this effect is typically 0.006-0.022 ng/mL, corresponding to a specific activity of 4.54×10⁷-1.67×10⁸ units/mg.

Storage

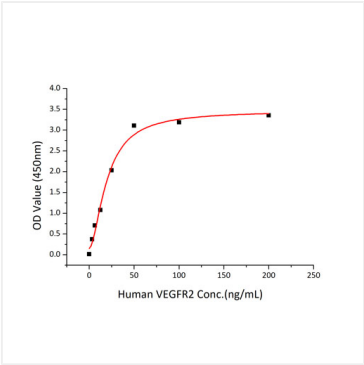
Store the lyophilized protein at -20°C to -80 °C for long term. After reconstitution, the protein solution is stable at -20 °C for 3 months, at 2-8 °C for up to 1 week. Avoid repeated freeze/thaw cycles.

Contact

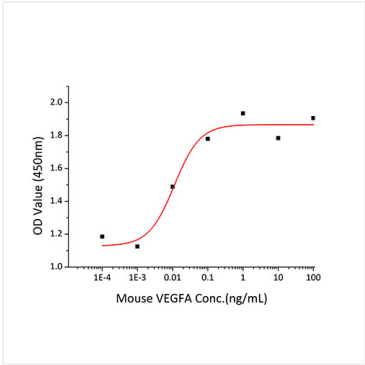
Validation Data



Recombinant Mouse VEGF-A/VEGF164 Protein was determined by SDS-PAGE with Coomassie Blue, showing a band at 25-30kDa.



Immobilized Recombinant Mouse VEGF164 at 1 µg/mL (100 µL/well) can bind Recombinant Human VEGFR2 with a linear range of 8-30 ng/mL.



Recombinant Mouse VEGF164 promotes the proliferation of human umbilical vein endothelial cells (HUVEC). The ED₅₀ for this effect is typically 0.006-0.022 ng/mL, corresponding to a specific activity of 4.54×10⁷-1.67×10⁸units/mg.