

RP01053

Leader in Biomolecular Solutions for Life Science



Recombinant Human Mesothelin/MSLN Protein

Catalog No.: RP01053

Recombinant

Sequence Information

Species	Gene ID	Swiss Prot
HEK293 cells	10232	Q13421-3

Tags

C-His

Synonyms

MPF; SMRP;MSLN;SMRP

Product Information

Source	Purification
	> 97% by SDS-PAGE.

Endotoxin

< 0.1 EU/μg of the protein by LAL method.

Formulation

Lyophilized from a 0.22 μm filtered solution of PBS, pH 7.4. Contact us for customized product form or formulation.

Reconstitution

Centrifuge the vial before opening. Reconstitute to a concentration of 0.1-0.5 mg/mL in sterile distilled water. Avoid vortex or vigorously pipetting the protein. For long term storage, it is recommended to add a carrier protein or stabilizer (e.g. 0.1% BSA, 5% HSA, 10% FBS or 5% Trehalose), and aliquot the reconstituted protein solution to minimize freeze-thaw cycles.

Contact



www.abclonal.com

Background

Basic Information

Description

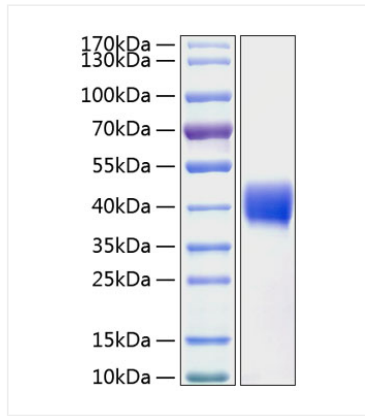
Recombinant Human Mesothelin/MSLN Protein is produced by HEK293 expression system. The target protein is expressed with sequence (Glu296-Gly580) of human Mesothelin (Accession #NP_005814.2) fused with a 6×His tag at the C-terminus.

Bio-Activity

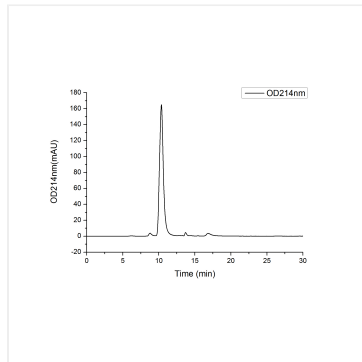
Storage

Store the lyophilized protein at -20°C to -80 °C for long term. After reconstitution, the protein solution is stable at -20 °C for 3 months, at 2-8 °C for up to 1 week. Avoid repeated freeze/thaw cycles.

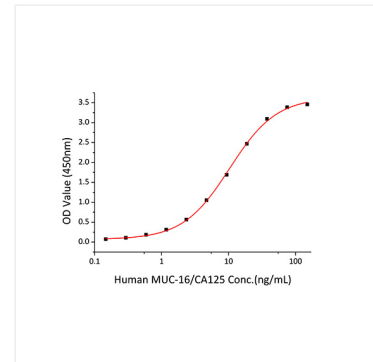
Validation Data



Recombinant Human Mesothelin/MSLN Protein was determined by SDS-PAGE with Coomassie Blue, showing a band at 38-45kDa.



The purity of Human Mesothelin Protein (Cat.RP01053) was greater than 95% as determined by SEC-HPLC.



Immobilized Human Mesothelin/MSLN at 2 µg/mL (100 µL/well) can bind Human CA125 with a linear range of 0.1-10.4 ng/mL.