

RP00018

Leader in Biomolecular Solutions for Life Science



Recombinant Human TNFSF13B/BAFF/CD257 Protein

Catalog No.: RP00018

Recombinant

Sequence Information

Species	Gene ID	Swiss Prot
Human	10673	Q9Y275

Tags

No tag

Synonyms

TNFSF13B;BAFF;BLYS;CD257;DTL;TALL-1;TALL1;THANK;TNFSF20;TNLG7A;ZTNF4

Product Information

Source	Purification
<i>E. coli</i>	> 90% by SDS-PAGE.

Endotoxin

Please contact us for more information.

Formulation

Lyophilized from a 0.22 µm filtered solution of 50mM Tris, 150mM NaCl, pH 8.0. Contact us for customized product form or formulation.

Reconstitution

Centrifuge the vial before opening. Reconstitute to a concentration of 0.1-0.5 mg/mL in sterile distilled water. Avoid vortex or vigorously pipetting the protein. For long term storage, it is recommended to add a carrier protein or stabilizer (e.g. 0.1% BSA, 5% HSA, 10% FBS or 5% Trehalose), and aliquot the reconstituted protein solution to minimize free-thaw cycles.

Contact



www.abclonal.com

Background

The protein is a cytokine that belongs to the tumor necrosis factor (TNF) ligand family. This cytokine is a ligand for receptors TNFRSF13B/TACI, TNFRSF17/BCMA, and TNFRSF13C/BAFFR. This cytokine is expressed in B cell lineage cells, and acts as a potent B cell activator. It has been also shown to play an important role in the proliferation and differentiation of B cells.

Basic Information

Description

Recombinant Human TNFSF13B/BAFF/CD257 Protein is produced by <i>E. coli</i> expression system. The target protein is expressed with sequence (Ala134-Leu285) of human TNFSF13B (Accession #NP_006564.1).

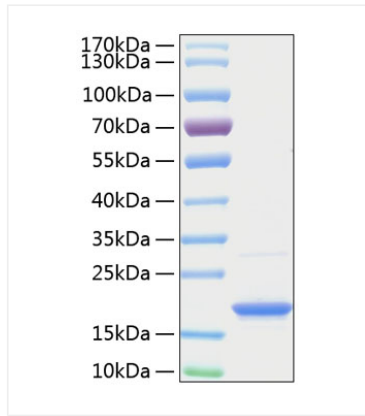
Bio-Activity

1. Measured by its binding ability in a functional ELISA. Immobilized recombinant human BAFF at 5 µg/mL (100 µL/well) can bind recombinant human BCMA with a linear range of 3-20 ng/mL. 2. Measured in a cell proliferation assay using anti-IgM stimulated mouse B cells. The ED₅₀ for this effect is 0.1-1 ng/mL, corresponding to a specific activity of 1×10⁶-1×10⁷ units/mg. 3. Loaded Human TNFRSF17/BCMA/CD269 Protein, C-hFc&His (Catalog: RP00155) on ProA Biosensor, can bind Human TNFSF13B/BAFF/CD257 Protein, no Tag (Catalog: RP00018) with an affinity constant of 3.05nM as determined in BLI assay (Gator).

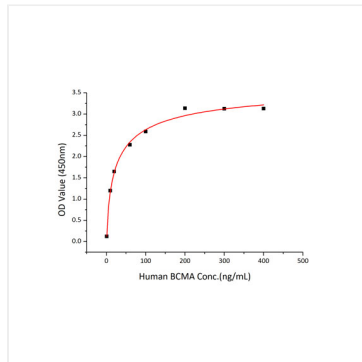
Storage

Store the lyophilized protein at -20°C to -80 °C for long term. After reconstitution, the protein solution is stable at -20 °C for 3 months, at 2-8 °C for up to 1 week. Avoid repeated freeze/thaw cycles.

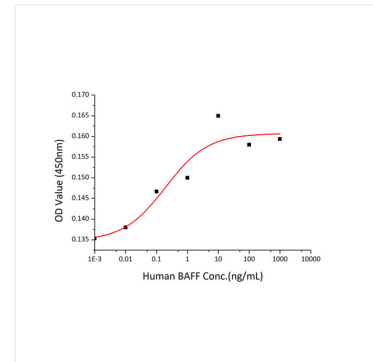
Validation Data




Recombinant Human TNFSF13B/BAFF/CD257 Protein was determined by SDS-PAGE with Coomassie Blue, showing a band at 20 kDa.



Immobilized recombinant human BAFF at 5 $\mu\text{g/mL}$ (100 $\mu\text{L/well}$) can bind recombinant human BCMA with a linear range of 3-20 ng/mL.



Recombinant Human BAFF induces mouse B cell proliferation. The ED_{50} for this effect is 0.1-1 ng/mL, corresponding to a specific activity of 1×10^6 - 1×10^7 units/mg.



Loaded Human TNFRSF17/BCMA/CD269 Protein, C-hFc&His (Catalog: RP00155) on ProA Biosensor, can bind Human TNFSF13B/BAFF/CD257 Protein, no Tag (Catalog: RP00018) with an affinity constant of 3.05nM as determined in BLI assay (Gator).