

Mouse anti Myc-Tag mAb

Catalog No	AE010	Category	Tag Antibodies
Applications	WB,IF,IP	Observed MW	Refer to Figures
Cross-Reactivity		Calculated MW	

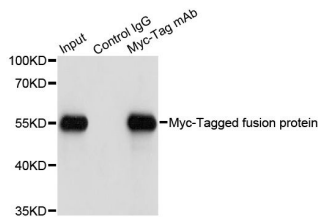
Immunogen Information

Immunogen	A synthetic peptide of Myc-Tag
Gene ID	
Swiss Prot	
Synonyms	

Product information

Source	Mouse
Isotype	IgG
Purity	Affinity purification
Storage	Store at -20°C. Avoid freeze / thaw cycles. Buffer: PBS with 0.02% sodium azide, 50% glycerol, pH7.3.

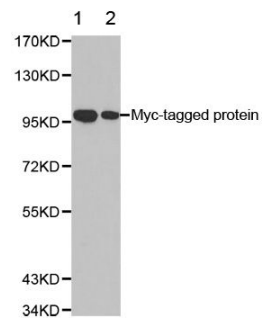
Background



Immunoprecipitation of over-expressed Myc-tagged protein in 293T cells incubated using Myc-tag antibody (AE010). A mock served as negative control and over-expressed 293T cell lysate served as positive control.

Recommended Dilutions

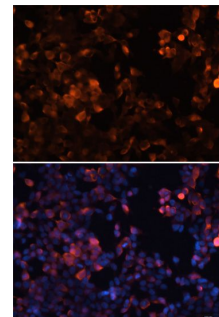
WB	1:2000 - 1:5000
IF	1:50 - 1:200
IP	1:50 - 1:100



Western blot analysis of over-expressed Myc-tagged protein in 293T cell lysate, using Myc-Tag antibody (AE010).

Secondary antibody: HRP Goat Anti-Mouse IgG (H+L) (AS003) at 1:10000 dilution.

Lysates/proteins: 25ug per lane.
Blocking buffer: 3% nonfat dry milk in TBST.



Immunofluorescence analysis of 293T cells using Mouse anti Myc-Tag mAb (AE010). Blue: DAPI for nuclear staining.